



Car Seat Basics for Law Enforcement National Trainings

February 2024

Curriculum Development Goals



- Make access easier
 - Online/Hybrid
 - In-person
- Remove barriers
- Create more learning opportunities

Effective Communication Techniques

Keep it simple

- Focus on key audiences
- Chunk information



Keep it short

- Keep it short and simple
- Provide summaries of key points

SUMMARY of Key Points

Vehicle seats and their seat belts can vary in different vehicles!

Check for proper fit in each vehicle and each seating position.

Seat belt laws vary by state.

Most states have laws defining when a child is permitted to ride in a vehicle using the seat belt.

There may be differences between state laws and when a child can be appropriately positioned in a seat belt.

Best practice is for children under age 13 to ride in the back seat.

Keep it positive

- Encourage positive behavior change



HOW TO SAY IT

When talking to caregivers, your responses should take into account **the law** and **best practice**. A good approach is to provide some **guidance** along with some **resources** for the caregiver.

Keep it real

- Generate authentic activities
- Provide feedback

Examine this page from Marni's car seat instruction manual (Graco Extend2Fit).

What is the **maximum weight** Marni can use this car seat in rear-facing mode?

Select image to enlarge.

1-C Right Mode of Use					
4 lb (1.8 kg)	22 lb (10 kg)	40 lb (18.1 kg)	50 lb (22.5 kg)	65 lb (30 kg)	100 lb (45 kg)
Rear-Facing with 5-Point Harness Must be 49" (125 cm) or less; 4-22 lb (1.8-10 kg); less than 1 year old MUST be rear-facing; 22-50 lb (10-22.5 kg) SHOULD be rear-facing.*					
Forward-Facing with 5-Point Harness Must be 49" (125 cm) or less; 22-50 lb (10-22.5 kg) can sit upright unassisted CAN be forward-facing; 50-65 lb (22.5-30 kg) SHOULD be forward-facing.*					
Booster Mode with Vehicle Lap/Shoulder Seat Belt Must be 43-57" (110.1-145 cm) tall and 4+ years old; 40-65 lb (18.1-30 kg) CAN be in booster mode; Over 65 lb (30 kg) MUST be in booster mode.*					

*Check your local and state laws and the AAP/NHTSA recommendations. See page 25 for more information.

19

22.5 lbs.

50 lbs.

65 lbs.




Correct! Well done.

This all-in-one car seat's manual clearly shows the maximum weights for each mode of use. For rear-facing use, the maximum is 50 lbs.

Car Seat Basics for Law Enforcement

Car Seat Basics for Law Enforcement



Is this course worth my time? |

Modules

- Getting Started – 10 minutes
- Rear-facing Car Seats – 20 minutes
- Forward-facing Car Seats – 20 minutes
- Booster Seats – 20 minutes
- Seat Belts – 10 minutes
- Connecting with Resources – 10 minutes

THE SCENE...

- Corinne observes a child while on a traffic stop.
- Harness is on, but something looks “off”.
- Let's take a look!





THE KNOWLEDGE

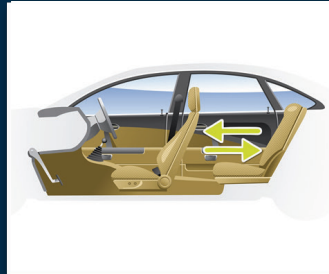
What does Corinne need to know to have a successful conversation with Sofia about protecting Mateo in his forward-facing car seat?

- 1 The Law
- 2 Types of Forward-Facing Car Seats
- 3 Installation

STEPS FOR CAR SEAT USE



SELECTION



DIRECTION



LOCATION

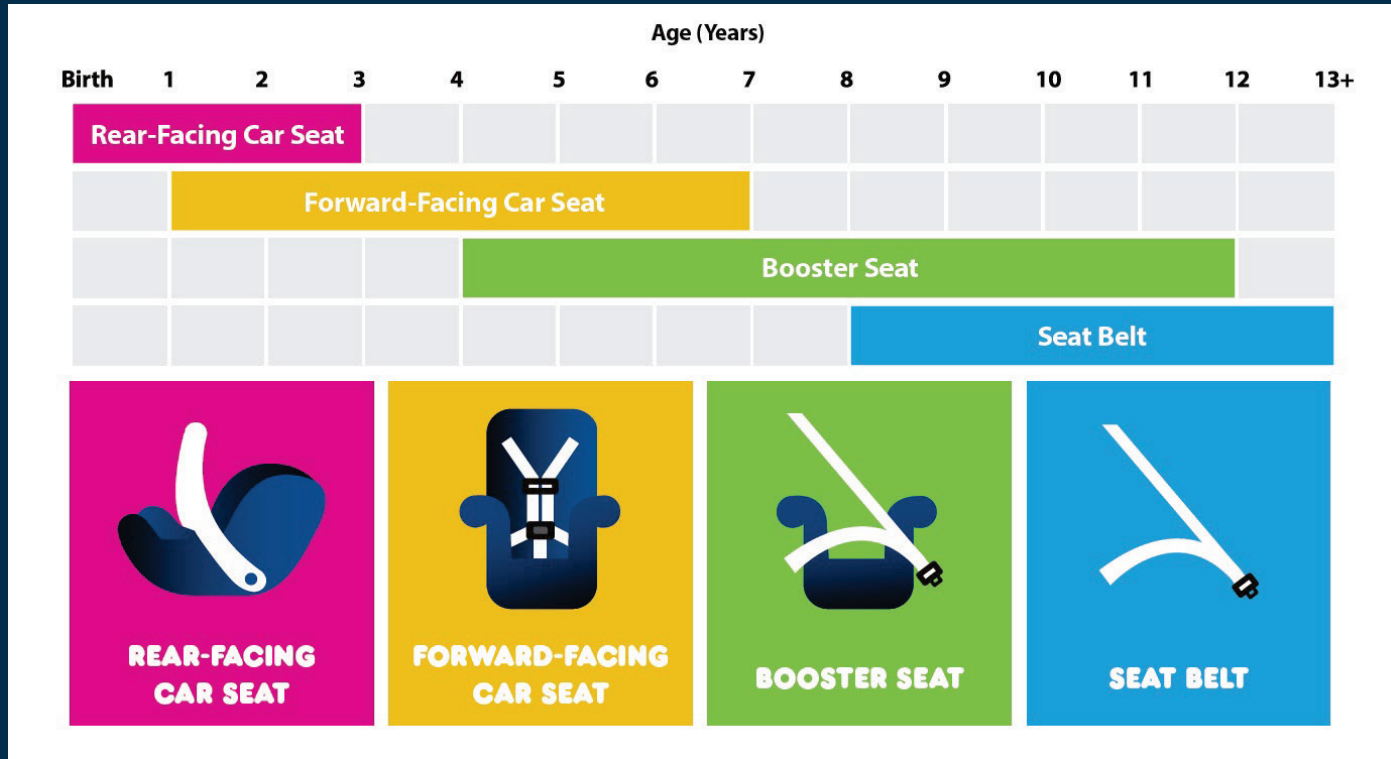


HARNES



INSTALL

NHTSA Recommendations

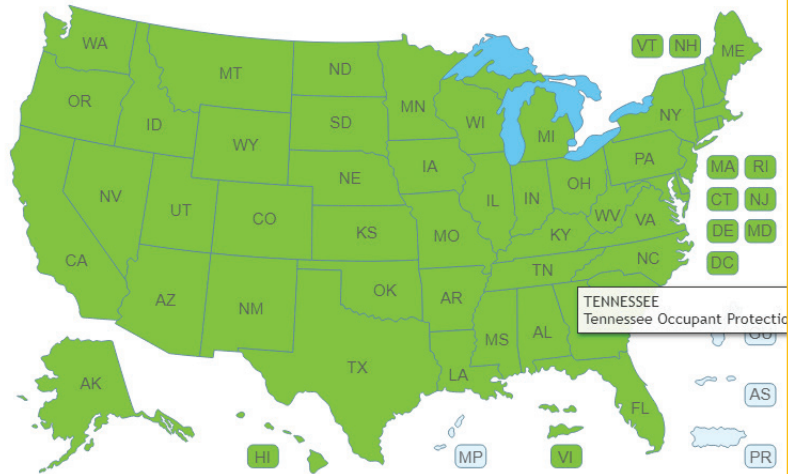


How do State Laws Compare?

The screenshot shows the GHSAs website interface. At the top left is the GHSAs logo with the text "Governors Highway Safety Association" and "The States' Voice on Highway Safety". To the right are navigation links: "Issues", "State Laws", "Resources", "News", "Events", "About", "Member Login", and "Partner with Us". A search icon is also present. Below the navigation is a breadcrumb trail: "Home > State Laws > issues". The main content area features a map of the United States with state abbreviations. Below the map is the heading "Child Passenger Safety" and a dropdown menu labeled "Select a new Issue:" with the text "-- Select --".



cpsboard.org/state-resources



The screenshot shows the Tennessee Highway Safety Office (THSO) website. The header is orange and contains the THSO logo with the slogan "ARRIVE" and navigation links: ABOUT THSO, SAFETY PROGRAMS, LAW ENFORCEMENT, TRAINING, GRANTS, and DATA. Below the header is a large image of a child in a car seat with the THSO logo overlaid. The main content area features an article titled "CHILD PASSENGER SAFETY" with a sub-header "TENNESSEE'S CHILD RESTRAINT LAW". The article text discusses the history of child restraint laws in Tennessee, starting with the first law in 1977 and the current law effective July 1st, 2004. A QR code is located in the bottom right corner of the screenshot.

CHILD PASSENGER SAFETY

Motor vehicle crashes are a leading cause of death for children ages 1 to 13 in America. The Tennessee Highway Safety Office (THSO) strives to reduce serious injuries and fatal crashes by educating parents, caregivers, and members of the community about the proper use of car seats, boosters, and seat belts. Find a Child Passenger Safety Fitting Station near you to meet with a trained CPS Technician for advice on using your child's car seat properly.

TENNESSEE'S CHILD RESTRAINT LAW

In 1977, Tennessee became the first state to pass a child restraint law. Dr. Robert Sanders, the Murfreesboro pediatrician known as "Dr. Seat Belt," played an extraordinary role in the passage of Tennessee's Child Passenger Protection Act. He and his wife, Pat, lobbied the Tennessee General Assembly for several years to pass this legislation. At the time, car seat use was less than 15 percent, and car crashes were the leading cause of death for young children.

The law went into effect in 1978, sparking legislative efforts in other states across the nation. Dr. Sanders became known as the pioneer of this groundbreak. In 1985, all 50 states adopted a mandatory child restraint law.

The following changes have been made to the Child Passenger Restraint Law effective July 1st, 2004. For more information on Tennessee's Child Restraint 602:

- Children under one (1) year of age, or any child, weighing twenty (20) pounds or less
- Children age one (1) through age three (3)



TOP TIP

Only state laws can be enforced.

Law enforcement officers cannot enforce best practices if they differ from state law.

Officers can refer caregivers to a certified **Child Passenger Safety Technician** to learn more about best practice recommendations.



RESOURCES

- Child Occupant Protection Glossary
- GHSA Child Passenger Safety Laws Summary Tool
- NHTSA Car Seat Selector Tool
- NHTSA Car Seat Selection Guidance (PDF)
- American Academy of Pediatrics Car Seats: Product Listing

carseateducation.org/csb-le



Child Passenger Safety Learning Portal

Welcome to the Child Passenger Safety Learning Portal

[View All Courses →](#)

Evidence-based Education

Evidence-based, interactive trainings boost your child passenger safety knowledge and skills. Trainings are available for all levels of learners.

- Free introductory training provides basic child passenger safety information to help keep children safe in and around vehicles.
- Enrichment trainings for nationally certified Child Passenger Safety Technicians provide an in-depth review of a specific child passenger safety topic.



- ALL COURSES
- CPST CEU Courses – Technical Education
- CPST CEU Courses – Manufacturer Update
- CPST Community Education
- General Education**
- School Bus Learning Library

Welcome to the Child Passenger Safety Learning Portal

[View All Courses →](#)

Evidence-based Education

Evidence-based, interactive trainings boost your child passenger safety knowledge and skills. Trainings are available for all levels of learners.

- Free introductory training provides basic child passenger safety information to help keep children safe in and around vehicles.
- Enrichment trainings for nationally certified Child Passenger Safety Technicians provide an in-depth review of a specific child passenger safety topic.



REAR-FACING CAR SEAT

FORWARD-FACING CAR SEAT

BOOSTER SEAT

SEAT BELT



LEARNING PORTAL

Home

Course Catalog ▾

My Courses

Safety Connection

How-To Guides

Contact Us

Login

General Education Courses

- **General Education Courses** are introductory courses for use as community education tools for caregivers and the community.
- General Education Courses are not eligible for CPST CEUs.
- Group delivery of General Education Courses is available. For more information, visit cpsboard.org/trainings or set up a group by completing the [Group Delivery of Courses Request Form](#).

Show 50 courses ▾

General Education ▾

Search Products



Car Seat Basics for Law Enforcement

Free

Add to cart



Niños en autos calientes

Free

Add to cart



Children in Hot Cars

Free

Add to cart



Car Seat Basics

Free

Add to cart






LEARNING PO

General

- Gener
 - Gener
 - Group
- Delive

Show 50

Your Shopping Cart

Name	Price
 Car Seat Basics for Law Enforcement	Free

Continue Shopping ➔ Proceed to checkout

Car Seat Basics for Law Enforcement




Free

Add to cart

APRENDIZAJE VIRTUAL GRATUITO

Niños en autos calientes




Free

Add to cart

FREE E-LEARNING


Children in Hot Cars



Free

Add to cart

Car Seat Basics



Free

Add to cart





LEARNING PORTAL



Before proceeding please login to an existing account or click on 'Create an Account' button below

Login with your registered email address and password

Your email

Password

Remember me

[Forgot your password?](#)

Login

OR



Create an account



LEARNING PORTAL

Sign Up.

Register for our platform and get access to high-quality online courses.

* First Name

e.g. John

* Last Name

e.g. Doe

* Email Address

e.g. johndoe@xyz.com

Password



* Confirm Password

Between 6 and 22 characters long with at least one lowercase, uppercase, number, and symbol.

Referral Code

A referral code is only required for users who are needing to be affiliated with an organization group within the Learning Portal (i.e. DMV or employer). If this is the case, please request the referral code from that organization.

Group Delivery of Online Learning Courses

- Assign students
- Monitor progress
- Run completion reports



**Child
Passenger
Safety** an nsc
program
LEARNING PORTAL

Curriculum Resources

Car Seat Basics for Law Enforcement

Car Seat Basics for Law Enforcement is a **free training for law enforcement officers** who are not Child Passenger Safety Technicians. This course will equip officers with knowledge to:

- Take an active role in assessing car seat use, according to evidence-based best practices
- Talk to caregivers about child passenger safety
- Share child passenger safety local and national resources with caregivers – all within the context of their regular duties



Officers will learn key child passenger safety information through a series of scenarios that take place in the community and be provided with a **quick reference resource** for use in the field.

The online version of this course is available in the [Child Passenger Safety Learning Portal](#) and takes about 60-90 minutes to complete. Participants may complete the training incrementally or all at once. To earn a certificate of completion, participants must complete all of the modules.

Also, any currently certified Child Passenger Safety Technician or Instructor may deliver an in-person offering of this course. The course takes about 90 minutes to deliver. To earn a certificate of completion, participants must attend the training in its entirety.

Note to Technicians: This general education course does not qualify for child passenger safety CEUs.

Instructor Prep Guide

Request Resources

Promotional Flyer

Browse this Section

- Car Seat Basics
- Car Seat Basics for Law Enforcement
- Certification Renewal Testing Course
- Child Passenger Safety on School Buses National Training
- Children in Hot Cars
- Hybrid Curriculum
- Instructor Development Course

Technician Guide



Download a copy of the 2020 National Child Passenger Safety Technician Certification Training Technician Guide.





Car Seat Basics for Law Enforcement Curriculum Resources Request Form

Please complete the form below to request the curriculum resources for the in-person delivery format of the Car Seat Basics for Law Enforcement National Training. The curriculum is designed to be delivered by a currently certified Child Passenger Safety Technician or Instructor. Please allow 1-2 days for verification of certification. Once certification is verified, an email will be sent from training@cpsboard.org with a hyperlink to the downloadable curriculum resources. Estimated form completion time is less than 1 minute.

Name *

First Name

Last Name

Email *

example@example.com

I am a currently certified Child Passenger Safety Technician/Instructor. *

- Yes
 No



Car Seat Basics

for Law Enforcement



Instructor Prep Guide

September 2023





NOTES

CHILD PASSENGER SAFETY TERMINOLOGY

There are a few foundational terms and concepts that are helpful to know as you proceed through this brief course.

Explain each term.

- **BEST PRACTICE.** Best practice is the gold standard of protection (while following car seat manufacturer instructions). It is the safest way to transport a child based on the child's age, weight, height and developmental level.
- **CAR SEAT.** Keep it simple. Use the terms "car seat" and "booster seat" instead of long terms like "child restraint system."
- **CAREGIVER.** Person responsible for a child's wellbeing and safety. This can be a parent, day care employee, grandparent, etc.

PROOF OF COMPLETION

Successfully completed
Car Seat Basics for Law Enforcement

Lead Instructor:

Car Seat Basics for Law Enforcement does not qualify for CPST CEUs.





Car Seat Basics

cpsboard

1 video 3 views Last updated on Oct 18, 2023



▶ Play all

↻ Shuffle

Car Seat Basics is a free online training that takes about 60 minutes to complete. Learn to keep children safe in cars as they grow by completing all or specific modules on rear-facing and forward-facing car seat use, as well as booster seat and seat belt use.



Stop the Knock

cpsboard • 100 views • 3 months ago

3:00



youtube.com/cpsboard

National Training Resources

CHILD PASSENGER SAFETY NATIONAL TRAININGS GENERAL EDUCATION COURSES

carseateducation.org/general-education

FREE ONLINE GROUP DELIVERY

- Group admins can assign students, monitor progress and run complete courses
- Register a group by completing the [Group Delivery of Courses Request Form](#)
- For more information, visit cpsboard.org/trainings.

FREE E-LEARNING



Learn to keep children safe in car seats by completing evidence-based modules on booster seat and seat belt use.

- **Free online training**
- **Completion time: 60 minutes**
- **Multiple uses:**
 - Awareness training for car seat installers
 - Organizational training
 - Prerequisite for car seat technician training

FREE E-LEARNING



Learn about the danger of vehicle seats for children, and what can be done to prevent it from becoming an outcome.

- **Free online training**
- **Updated in 2023**
- **Completion time: 10 minutes**
- **Available in English and Spanish**

FREE E-LEARNING




Law enforcement who are non-Certified Child Passenger Safety Technicians learn child passenger safety practices, communication tips and more from local and national resources.

- **Two delivery formats**
 - Free online training
 - In-person training
- **Released September 2023**
- **Completion time: 60-90 minutes**

Child Passenger Safety National Trainings

NATIONAL CHILD PASSENGER SAFETY TECHNICIAN CERTIFICATION TRAINING

cert.safekids.org and cpsboard.org/hybrid



The National Child Passenger Safety Technician Certification Training is an in-depth training on the proper use of car seats, booster seats and vehicle safety systems. Successful completion results in national certification as a Child Passenger Safety Technician for two years.

- **Two delivery formats**
 - In-person training
 - Hybrid training: online learning & in-person sessions
- **Completion time: 24-32 hours**
- **Register for a training at cert.safekids.org**

CPST CEU AND COMMUNITY EDUCATION TRAINING

carseateducation.org



The Child Passenger Safety Learning Portal provides CPSTs with access to courses to meet recertification requirements.

- **Free online training**
- **New courses added monthly**
- **CPST continuing education (CEU) courses**
 - Technical Education
 - Manufacturer Updates
- **CPST community education courses**
- **Completion time: varies by course**

FREE ONLINE GROUP DELIVERY

- Group admins can assign students, monitor progress and run complete courses
- Register a group by completing the [Group Delivery of Courses Request Form](#)
- For more information, visit cpsboard.org/trainings.

Child Passenger Safety National Trainings

CHILD PASSENGER SAFETY NATIONAL TRAININGS SCHOOL BUS ENRICHMENT TRAINING

cpsboard.org/school-bus



The Child Passenger Safety on School Buses National Training provides an overview of the use of child safety restraint systems on school buses, with a focus on preschool-aged children and children with disabilities.

- **Updated in 2023**
- **Two versions**
 - Child Passenger Safety Technician (CPST)
 - Pupil Transportation
- **Two delivery formats per version**
 - In-person training
 - Hybrid training: online learning & in-person session
- **Completion time**
 - CPST - 5.0 hours
 - Pupil Transportation - 7.5 hours
- **CPST CEUs: 3.5, either version**
- **CPST School Bus Endorsement**

Looking for a training?
Visit the
[Enrichment Training Calendar](#).

cpsboard.org/training-calendar

carseateducation.org/school-bus



Visit the [School Bus Learning Library](#) for individual online modules of the 2023 Child Passenger Safety on School Buses National Training.

- **Free online training**
- **Build or update knowledge base**
- **Completion time varies by module**



Child Passenger Safety National Trainings

cpsboard.org/trainings

Car Seat Basics for Law Enforcement National Training

Released
Sept. 2023

Car Seat Basics
for Law Enforcement

NHTSA

nsc
National Safety Council



- **Designed specifically for law enforcement**
 - Promotes best practices and state laws
 - Provides communication tips
 - Shares information on how to access local and national resources
- Interactive training
- Online or in-person* delivery formats
- 60-90 minutes completion time

Free
National
Resource

cpsboard.org/car-seat-basics-law-enforcement-training@cpsboard.org





UPCOMING

NATIONAL INSTRUCTOR FORUM EVENTS



FEBRUARY 12
2:30PM CENTRAL TIME

CPS Mentoring Workshop

MARCH 11
2:30 PM CENTRAL TIME

Creative Use of Child Passenger Safety Awareness Trainings in the Field

APRIL 22
2:30 PM CENTRAL TIME

Certification Course Administration: Good, Better, Best

Lead by CPS Partner Organizations

MORE INFORMATION & REGISTRATION

844-573-6531/training@cpsboard.org

Registration Required:
cpsboard.org/webinars



Curriculum Feedback Form

**Child
Passenger
Safety** an **nsc**
program

LEARNING PORTAL

**Click to submit questions or
suggestions**



Nick

1. Loved the term "Stop the Knock", great phrase once it was explained.
2. Loved the immediate hyperlink connection to NHTSA for laws of every state and the car seat calculator.
3. Very good videos of crash protection with the rear-facing vs forward-facing. Not graphic, but able to prove the point.
4. I had some image loading issues on (Scenario: Forward-Facing) and (Booster Seat Scenario Next Step), but that could have been simply a connection issue on my end if no one else has reported that.

Other than that; with the instructions you provided extremely user friendly and simple to access. No major issues and class took roughly the approximated time for completion.

Jacob

- Overall, I thought it was a great presentation with excellent detail. My issues are with getting and maintaining your targeted audience (police). This online course is too long to expect an officer to sit through it. I expect you'll have a lack of officers using it and/or a lot of officers who start and never finish. As important as the information is, it's not at the top of priorities for an officer/department and will be put off for more pressing things until it's forgotten. For the average officer, you will have one chance to get them to finish the class in one sitting because the long list of sessions will scare them away.
- Most if not all of the information in the training is repeated, some even maybe more than a few times. By removing the repetitive information and maybe even a few small things here and there, the training can be shortened and will be easier to sell. I think for the training to be at even 20 minutes max is pushing it for getting officers to use it and complete it. Max amount of information in the least amount of time is the name of the game.